

TECHNICAL DATA SHEET HP08L-M-WEB

Air Source Heat Pump - Split Design, Modulating | WEB CONTROL Series

Performance Data ¹⁾ EN255 Δ 10 K				
	A-7W35	A2W35	A10W35	A2W50
Heating capacity	8,67 kW	11,14 kW	14,91 kW	9,87 kW
Cooling capacity	6,16 kW	8,58 kW	12,33 kW	6,43 kW
Input	2,51 kW	2,56 kW	2,59 kW	3,44 kW
COP	3,46	4,36	5,77	2,87

Performance Data ¹⁾ EN14511 Δ 5 K				
	A-7W35	A2W35	A10W35	A2W50
Heating capacity	8,97 kW	11,49 kW	15,34 kW	10,24 kW
Cooling capacity	6,28 kW	8,75 kW	12,58 kW	6,56 kW
Input	2,69 kW	2,74 kW	2,77 kW	3,68 kW
COP	3,34	4,20	5,55	2,78

Compressor	
Type	Scroll
Speed RPM	1200-5400 min ⁻¹
Max. input power	4,5 kW
Oil amount	1,3 l

Outdoor Evaporator (optional) / Energy Source
See data sheet HPLMV08-12

Condenser & Subcooler / Heating	
Type	Plate heat exchanger
Material	Stainless steel / Cu soldered
Flow amount ²⁾	1,0 - 2,9 m ³ /h
Pressure loss	2,0 mWs
Temperature difference	4 K
Content	2,51 l
Tested pressure	45 bar

Cooling Capacity (optional) ³⁾	
A30/W18	14,60 kW

Refrigerant Cycle	
Working fluid	R410a
Fill amount with 10 m split line	7,9 kg

Electric	
Voltage	400 V
Frequency	50 Hz
Time lag fuse	3 x 16 A
Max. compressor operating current	13 A
Starting current	14 A
Starting current with soft starter	FU

Acoustic Pressure Level	
1 m distance	46 dB(A)

Connections, Dimensions	
Heating outlet and inlet	5/4" ET
Pressure line / Suction line	12/22 mm
Height x Width x Depth	1.380x460x520 mm
Weight	156 kg

Operating Limit Values	
Max. operating water pressure	10 bar
Max. operating refrigerant pressure	40 bar
Max. heat outlet temperature	60 °C at 0 °C OT

¹⁾ Performance specifications A = Outdoor (air) temperature in °C
 W = Heating water temperature in °C

²⁾ Minimum flow must be observed!

³⁾ Values given in counter-current flow in cooling mode.
 Values in (DC) direct current flow minimizes cooling capacity by about 50 %.

Defrost loss has been calculated.

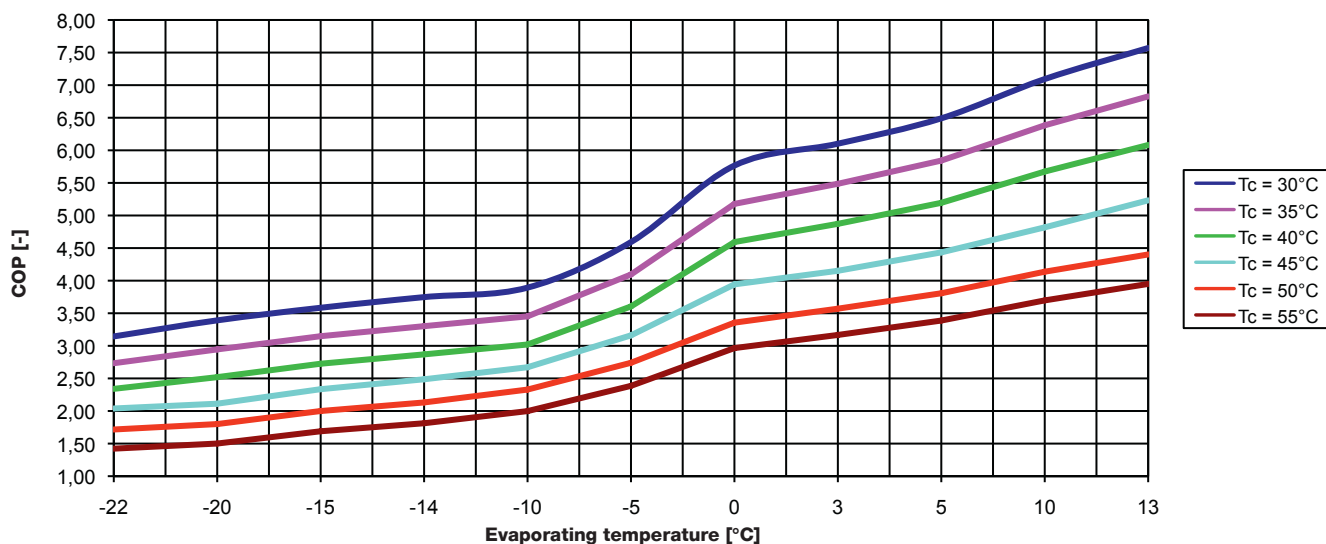
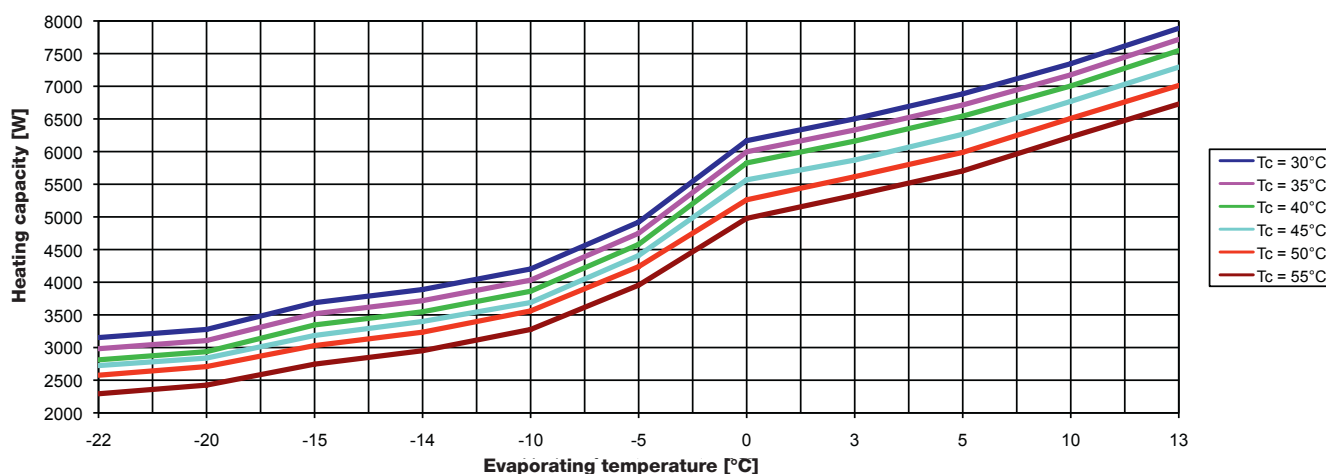
0,25 kW/person are to be calculated to the heating load for DHW preparation.

Tolerance results of EN 12900 are valid for the above mentioned performance data.

TECHNICAL DATA SHEET HP08L-M-WEB

Air Source Heat Pump - Split Design, Modulating | WEB CONTROL Series

Performance Curve at 10 % Compressor Capacity

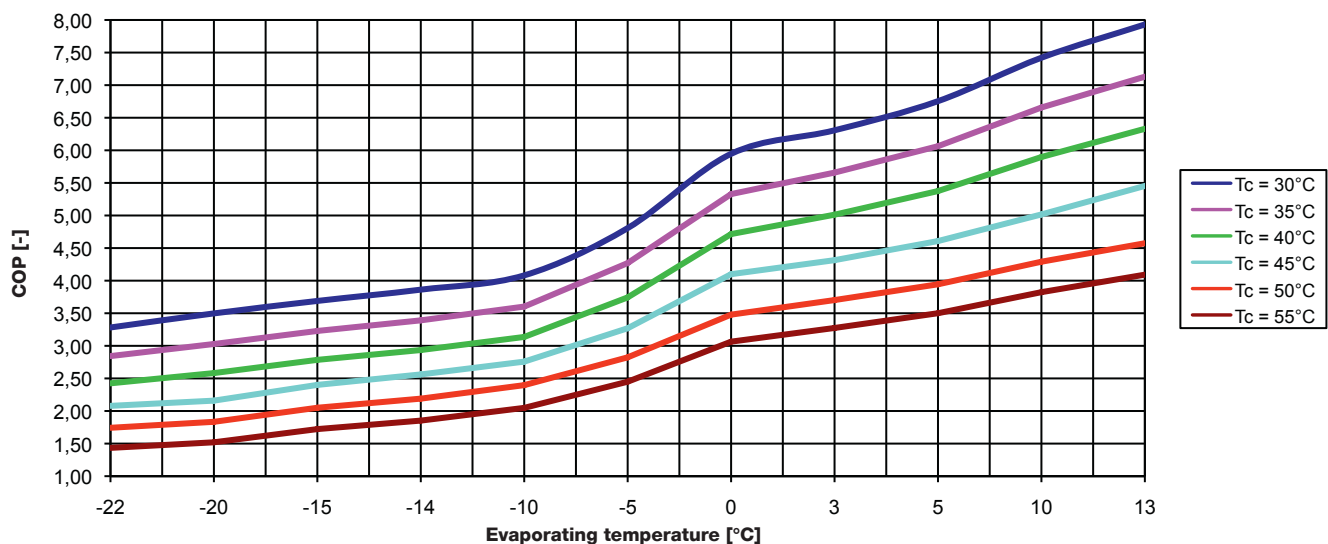
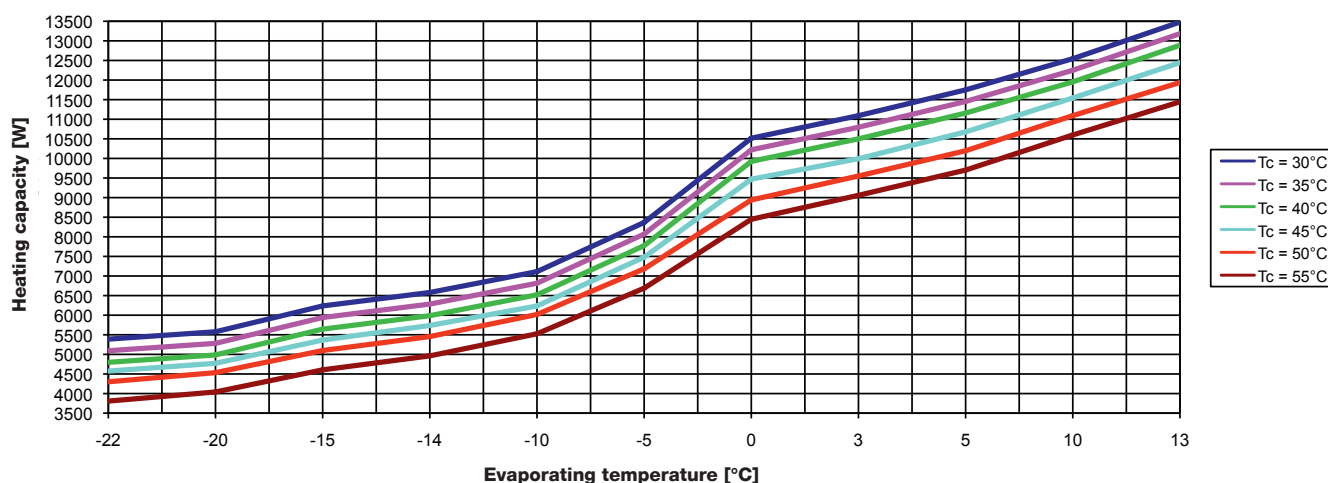


EN 12900 tolerance results are valid for the above mentioned performance data.
All performance data is according to EN 14511.

TECHNICAL DATA SHEET HP08L-M-WEB

Air Source Heat Pump - Split Design, Modulating | WEB CONTROL Series

Performance Curve at 30 % Compressor Capacity

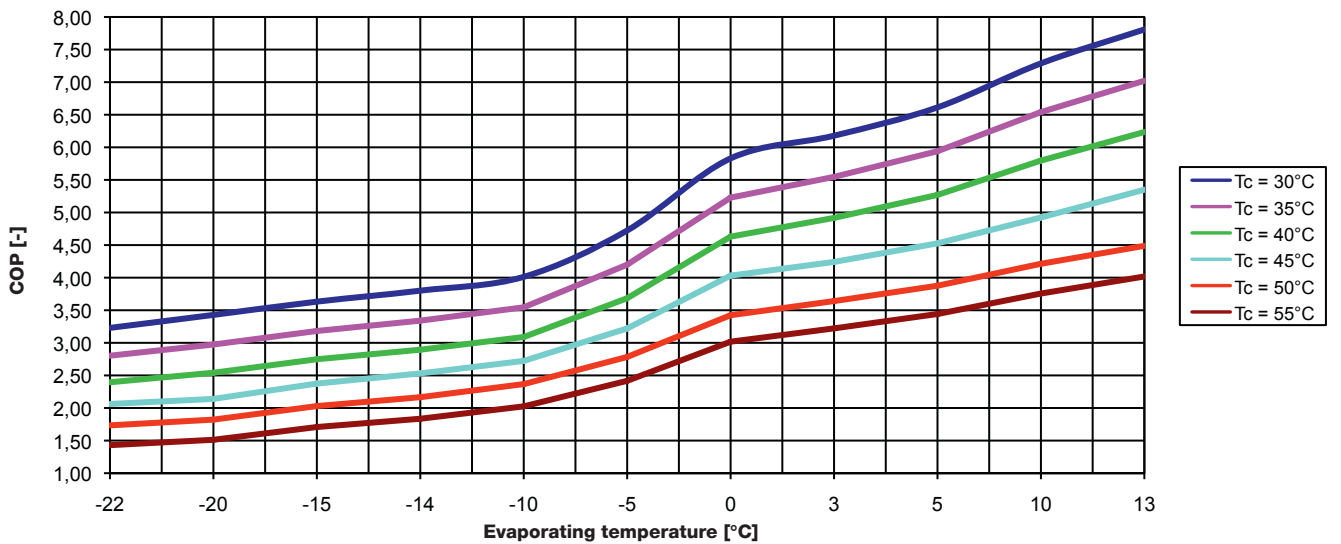
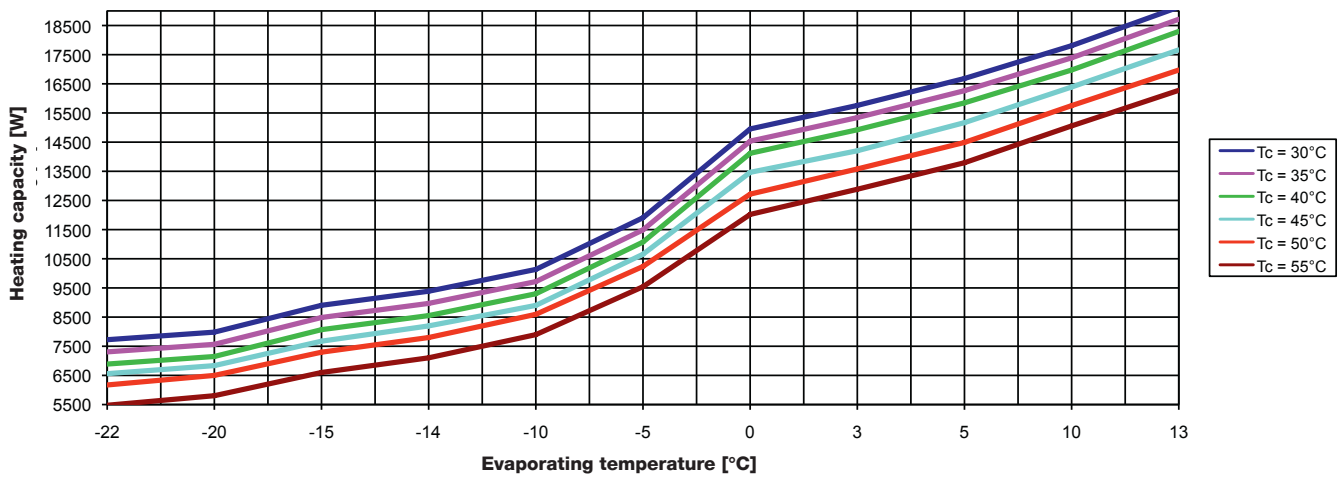


EN 12900 tolerance results are valid for the above mentioned performance data.
All performance data is according to EN 14511.

TECHNICAL DATA SHEET HP08L-M-WEB

Air Source Heat Pump - Split Design, Modulating | WEB CONTROL Series

Performance Curve at 50 % Compressor Capacity



EN 12900 tolerance results are valid for the above mentioned performance data.
All performance data is according to EN 14511.