

595 W **LB**
Series



Higher power generation better LCOE



n-type with very low LID



Better temperature coefficient



Better low irradiance response



12-year product warranty



30-year linear power output warranty

**n-type Bifacial Double Glass
High Efficiency Mono Module
JAM66D45 LB/1500V**

590-615

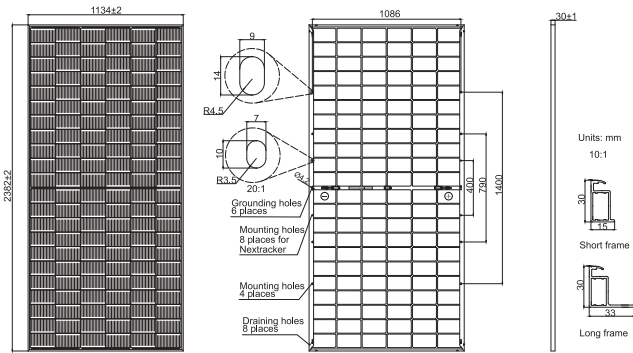
Comprehensive Certificates

- IEC 61215, IEC 61730
- ISO 9001: 2015 Quality management systems
- ISO 14001: 2015 Environmental management systems
- ISO 45001: 2018 Occupational health and safety management systems





590-615
 JAM66D45



Remark: customized frame color and cable length available upon request

Cell	Mono-16BB
Weight	33.1kg
Dimensions	2382±2mm×1134±2mm×30±1mm
Cable Cross Section Size	4mm ² (IEC), 12 AWG(UL)
No. of cells	132(6×22)
Junction Box	IP68, 3 diodes
Connector	Stäubli MC4-EVO2A/MC4-EVO2 QC Solar QC 4.10-351/QC 4.10-35
Cable Length (Including Connector)	Portrait: 300mm(+)/400mm(-); 800mm(+)/800mm(-)(Leapfrog) Landscape: 1500mm(+)/1500mm(-)
Front Glass/Back Glass	2.0mm/2.0mm
Country of Manufacturer	China/Vietnam

ELECTRICAL PARAMETERS AT STC

TYPE	JAM66D45-590/LB/1500V	JAM66D45-595/LB/1500V	JAM66D45-600/LB/1500V	JAM66D45-605/LB/1500V	JAM66D45-610/LB/1500V	JAM66D45-615/LB/1500V
Rated Maximum Power(Pmax) [W]	590	595	600	605	610	615
Open Circuit Voltage(Voc) [V]	47.30	47.50	47.70	47.90	48.10	48.30
Maximum Power Voltage(Vmp) [V]	39.09	39.27	39.44	39.60	39.77	39.96
Short Circuit Current(Isc) [A]	15.85	15.90	15.95	16.00	16.05	16.10
Maximum Power Current(Imp) [A]	15.09	15.15	15.21	15.28	15.34	15.39
Module Efficiency [%]	21.8	22.0	22.2	22.4	22.6	22.8
Power Tolerance	0~+5W					
Temperature Coefficient of Isc(α _{Isc})	+0.046%/ C					
Temperature Coefficient of Voc(β _{Voc})	-0.260%/ C					
Temperature Coefficient of Pmax(γ _{Pmp})	-0.300%/ C					
STC	Irradiance 1000W/m ² , cell temperature 25 °C, AM1.5G					

Remark: Electrical data in this catalog do not refer to a single module and they are not part of the offer. They only serve for comparison among different module types.
 Measurement tolerance at STC: Pmax ±3%, Voc ±3% and Isc ±5%.

ELECTRICAL CHARACTERISTICS WITH 10% SOLAR IRRADIATION RATIO

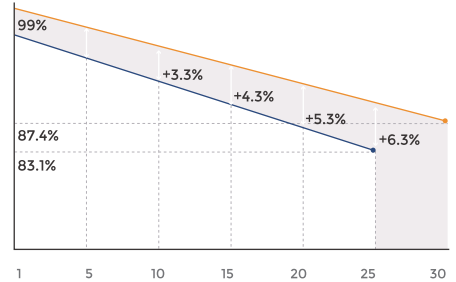
TYPE	JAM66D45-590/LB/1500V	JAM66D45-595/LB/1500V	JAM66D45-600/LB/1500V	JAM66D45-605/LB/1500V	JAM66D45-610/LB/1500V	JAM66D45-615/LB/1500V
Rated Max Power(Pmax) [W]	637	643	648	653	659	664
Open Circuit Voltage(Voc) [V]	47.30	47.50	47.70	47.90	48.10	48.30
Max Power Voltage(Vmp) [V]	39.09	39.27	39.44	39.60	39.77	39.96
Short Circuit Current(Isc) [A]	17.12	17.17	17.23	17.28	17.33	17.39
Max Power Current(Imp) [A]	16.30	16.36	16.43	16.50	16.56	16.62
Irradiation Ratio (rear/front)	10%					

*For NexTracker installations, maximum static load please take compatibility approve letter between JA Solar and NexTracker for reference.
 **Bifaciality=Pmax,rear/Rated Pmax,front

CHARACTERISTICS

Superior Warranty

1% 1st-year Degradation
 0.4% Annual Degradation Over 30 years

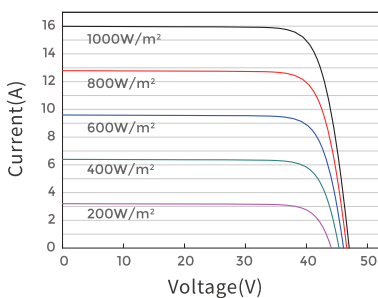


- n-type Bifacial Double Glass Module Linear Performance Warranty
- Standard Module Linear Performance Warranty

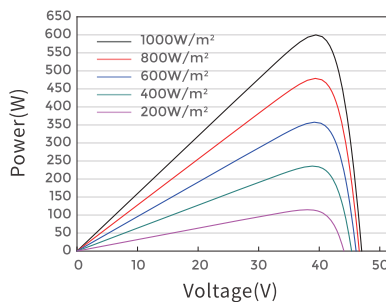
OPERATING CONDITIONS

Maximum System Voltage	1500V DC
Operating Temperature	-40 °C ~ +85 °C
Maximum Series Fuse Rating	35A
Maximum Static Load, Front*	3600Pa, 1.5
Maximum Static Load, Back*	1600Pa, 1.5
NOCT	45±2 °C
Bifaciality**	80%±10%
Fire Safety Class	Class C

Current-Voltage Curve JAM66D45-600/LB/1500V



Power-Voltage Curve JAM66D45-600/LB/1500V



Current-Voltage Curve JAM66D45-600/LB/1500V

